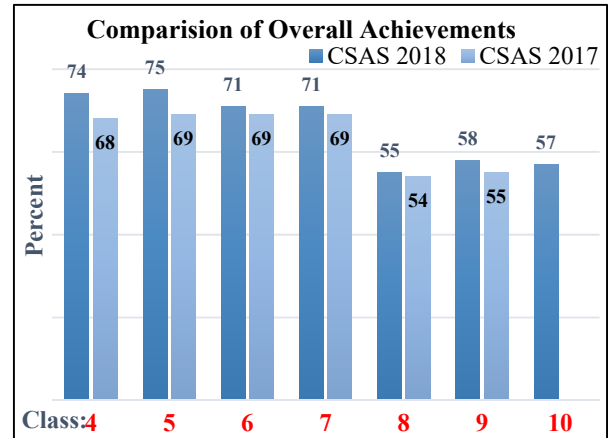


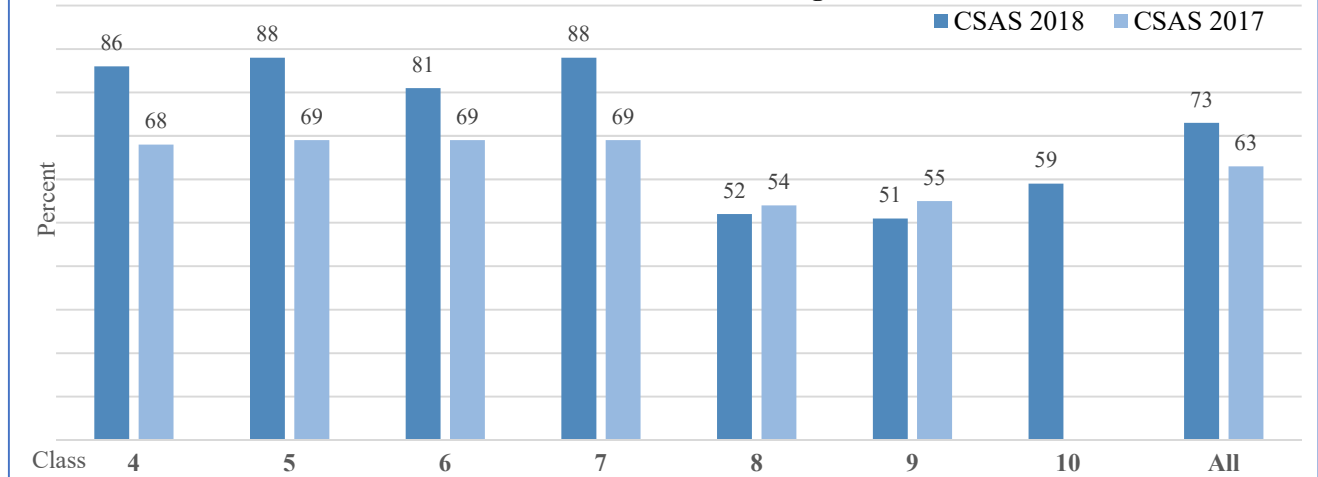
CENSUS BASED STATE ACHIEVEMENT SURVEY (CSAS) 2018 SIRSI DISTRICT ACHIEVEMENTS

I Class-wise and Subject-wise Achievements:

Subject / Class	4	5	6	7	8	9	10	All 2018	All 2017
Lang 1	82	72	76	72	80	76	81	77	69
Lang 2	77	57	54	52	75	79	77	67	62
Lang 3			69	64	71	59	73	67	67
Maths	76	76	67	69	54	53	51	64	62
EVS/Sci	75	80	70	68	47	45	57	64	60
SS			74	72	54	61	65	65	60
All - 2018	74	75	71	71	55	58	57	65	
All - 2017	68	69	69	69	54	55			63

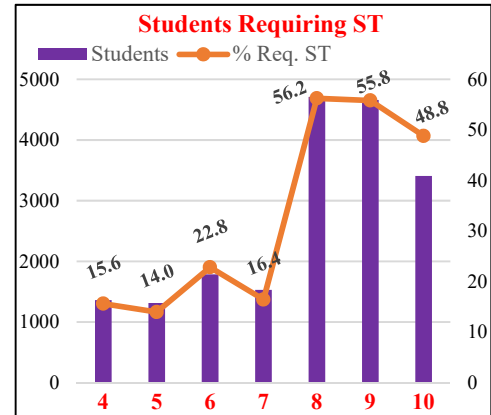


II Class-wise Pass Percentage



III Class-wise and Subject-wise Supplementary Teaching (ST):

Class	Students	L1	L2	L3	Math	EVS / Sci	SS	Sub Agg
4	1361	548	826	-	528	428	-	2330
5	1315	690	742	-	472	373	-	2277
6	1785	585	718	712	745	548	417	3725
7	1530	397	550	625	539	517	405	3033
8	4709	1060	2241	1763	2289	3080	1724	12157
9	4661	621	2741	1110	2396	3157	1482	11507
10	3407	370	2062	1427	1634	1366	642	7501
Overall	18768	4271	9880	5637	8603	9469	4670	42530



Sub Agg.: Subjects Aggregate

IV Deficiencies in Competency Levels (< 40% listed below): Pl see "Competency List" file for details

Class/Subject	Kannada	English	Maths	EVS/Sci	SS
4				EVS411, 430	
5	KAN501, 506, 510	ENG501	MATH516, 523		
6	KAN620		MATH602	SCI608, 623	SS618
7	KAN709		MATH704, 710, 717	SCI709, 711, 727	
8	KAN811	ENG803, 808, 817, 818, 819, 828	MATH805, 807, 827, 829	SCI809, 810, 812, 814, 816, 819, 823, 826, 829	SS807, 813, 814, 822, 826, 828
9	KAN919, 922	ENG901, 913, 916, 926, 927, 930	MATH 911, 914, 925, 930	SCI902, 906, 909, 911, 914, 916, 917, 918, 919, 921, 922, 923	SS907, 916
10	KAN0123	ENG0104, 0105, 0112, 0114, 0116, 0117, 0124, 0125, 0126, 0127	MATH0106, 0114, 0117, 0118, 0123, 0126, 0128	SCI0112, 0121	SS0105