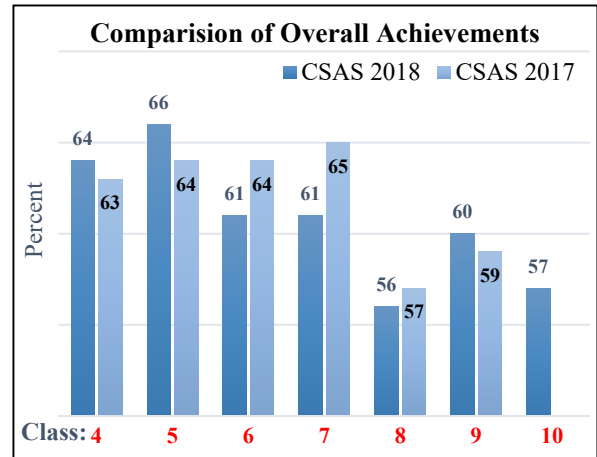


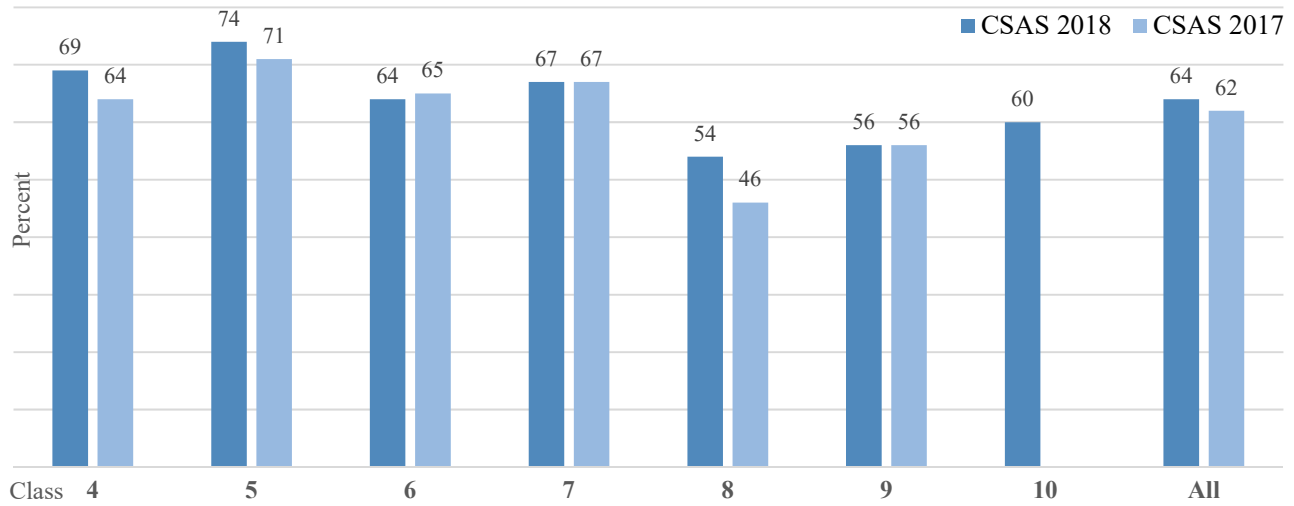
CENSUS BASED STATE ACHIEVEMENT SURVEY (CSAS) 2018 KALBURGI DISTRICT ACHIEVEMENTS

I Class-wise and Subject-wise Achievements:

Subject / Class	4	5	6	7	8	9	10	All 2018	All 2017
Lang 1	66	62	64	67	63	69	65	65	65
Lang 2	60	64	63	66	53	54	50	59	59
Lang 3			59	58	56	65	54	59	65
Maths	63	66	58	59	59	58	52	60	64
EVS/Sci	65	72	59	56	50	47	58	59	58
SS			61	60	55	66	65	61	61
All - 2018	64	66	61	61	56	60	57	59	
All - 2017	63	64	64	65	57	59			62

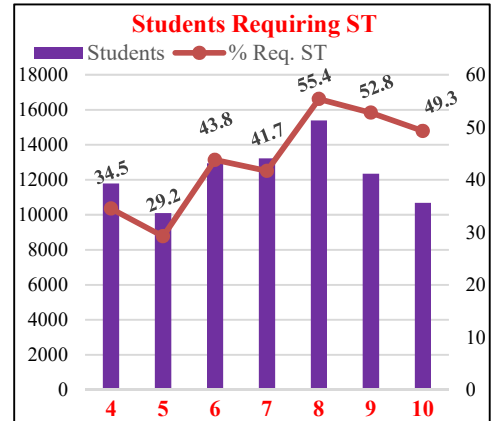


II Class-wise Pass Percentage



III Class-wise and Subject-wise Supplementary Teaching (ST):

Class	Students	L1	L2	L3	Math	EVS / Sci	SS	Sub Agg
4	11787	5024	7015	-	5623	4325	-	21987
5	10098	5170	5795	-	4328	3330	-	18623
6	12936	4864	5110	5487	5366	4909	4562	30298
7	13223	3685	4348	4964	5322	6108	4600	29027
8	15390	4162	6568	5908	5300	8510	5092	35540
9	12342	2321	5889	3133	4071	7289	2832	25535
10	10688	1850	5658	4425	4731	3489	1726	21879
Overall	86464	27076	40383	23917	34741	37960	18812	182889



Sub Agg.: Subjects Aggregate

IV Deficiencies in Competency Levels (< 40% listed below): Pl see "Competency List" file for details

Class/Sub	Kannada	English	Maths	EVS/Sci	SS
4			MATH413	EVS411, 419, 430	
5	KAN501, 506, 510		MATH516, 519, 523	EVS529	
6	KAN620	ENG607, 627	MATH602, 610, 620, 623	SCI608, 612, 619, 623	SS618, 624, 626
7	KAN701, 709	ENG710	MATH704, 710, 713, 717	SCI709, 711, 723, 727	SS701, 712, 722
8	KAN811	ENG808, 817, 828,	MATH805, 807	SCI809, 810, 812, 816, 823, 826, 829	SS807, 813, 814, 822, 826, 828
9	KAN919	ENG901, 913, 916, 926	MATH911, 925	SCI906, 909, 916, 917, 918, 919, 921, 923	
10	KAN0123	ENG0104, 0105, 0112, 0114, 0116, 0117, 0125, 0126, 0127	MATH0106, 0114, 0117, 0118, 0120, 0123, 0124, 0126, 0128	SCI0110, 0112, 0121, 0127	SS0105, 0111, 0115