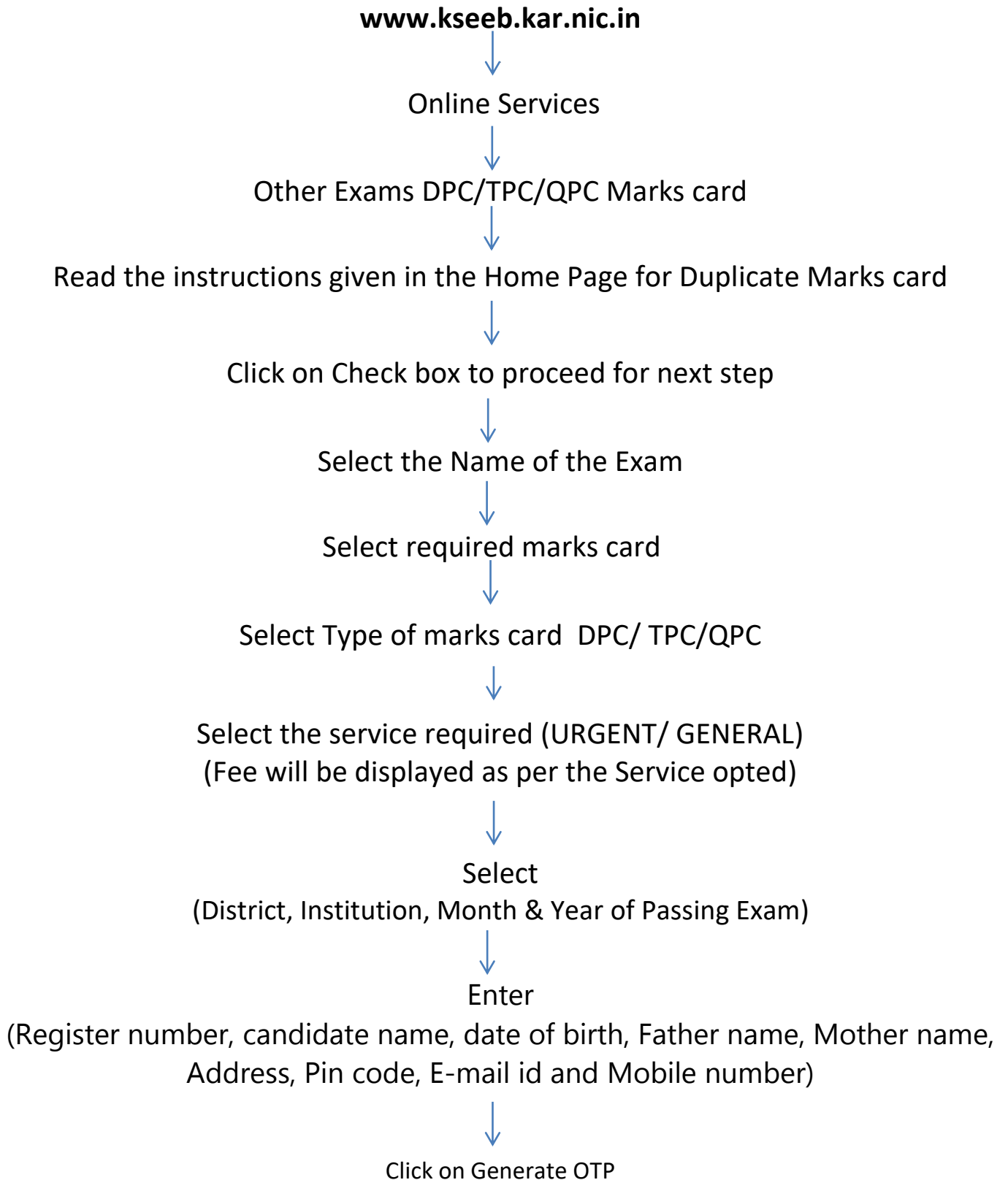
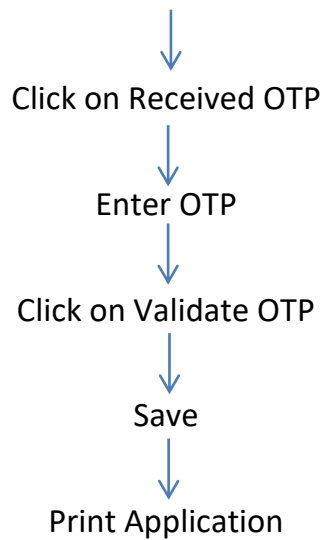


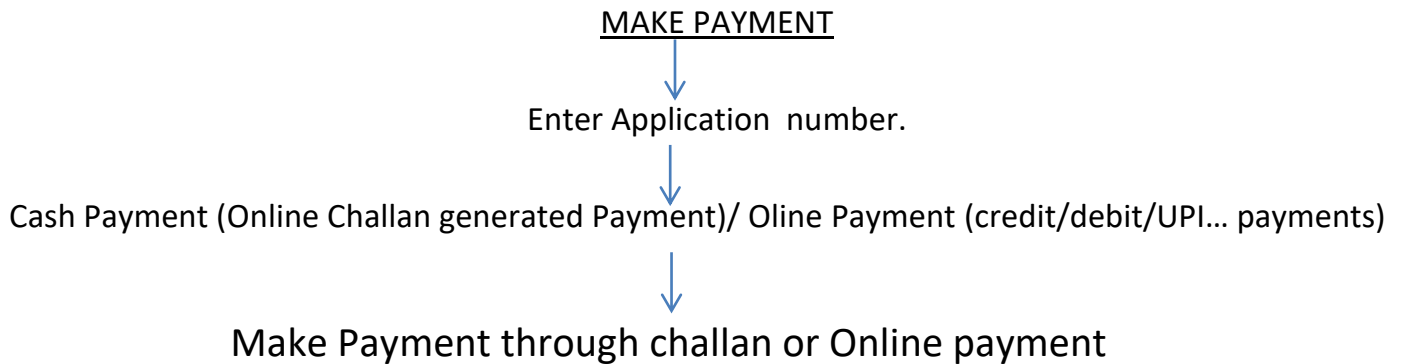
FLOW CHART

**FLOW CHART FOR APPLICANTS TO APPLAY FOR DUPLICATE /TRIPLICATE/FOURTH MARKS CARD COPY OF OTHER
EXAMINATIONS**

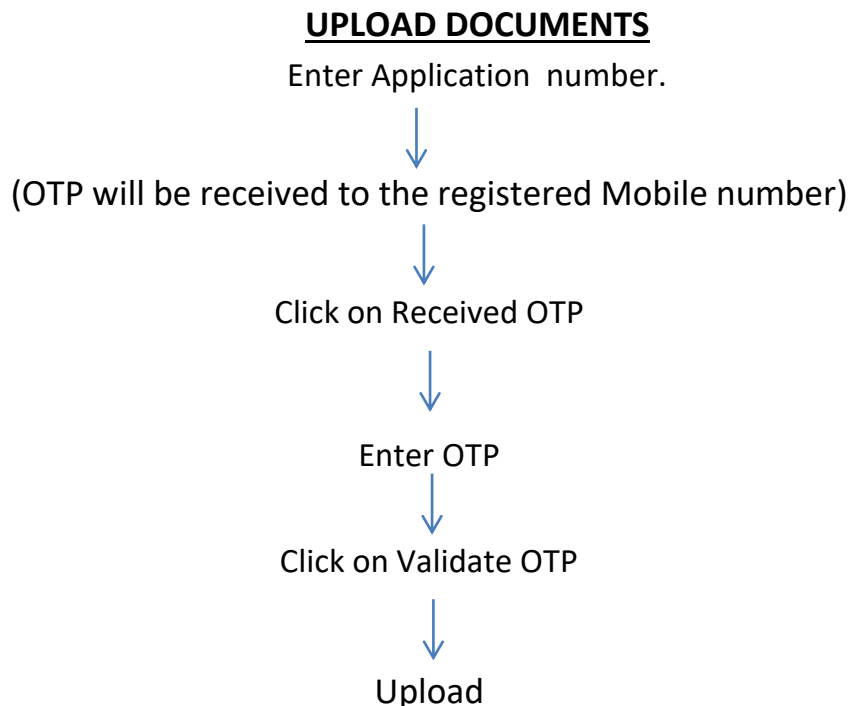




- After applying for DPC/TPC/QPC, OF MARKS CARD, applicant has to click on MAKE PAYMENT to pay the Fee Amount.



- After making payment, candidate has to UPLOAD DOCUMENTS.



student request letter, Affidavit, Fee Challan, miscellaneous documents

(Documents should be in Pdf form and size should be 500Kb to 1 Mb each)



Click on Delaration Check box



SUBMIT

- You can track the status of Application by clicking in the option **TRACK STATUS** in every stage.
- Candidates should visit the institutes for the approval of application along with original documents.
- Head of the institutes should verify the documents along with the institute records in institution login.
- After verifying the documents head of the institution should forward the proposal by clicking on **'Forward to KSEEB.'**
- Proposal will be forwarded to KSEEB and processed. Required Duplicate marks card will be sent to the institution in stipulated time meanwhile applicant will receive a message regarding dispatch of Marks card.
- Candidates has to visit the institution to collect the markscard.
- In case of your application is Rejected by Institution or KSEEB due to wrong upload of documents,/ uploaded documents which are not legible, there is provision to Re upload the correct documents by clicking on the **RE UPLOAD THE DOCUMENTS** by entering your Application number through OTP validation.