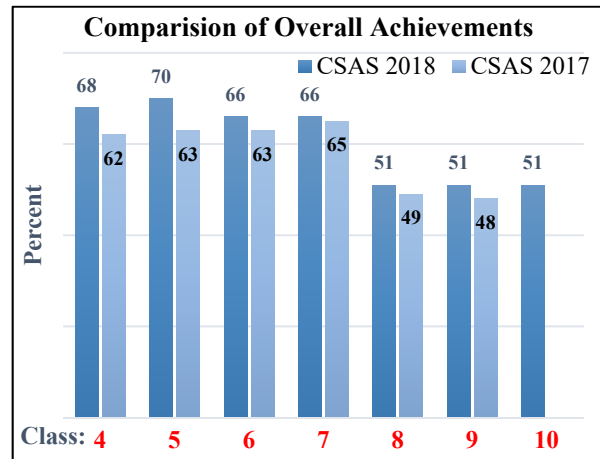


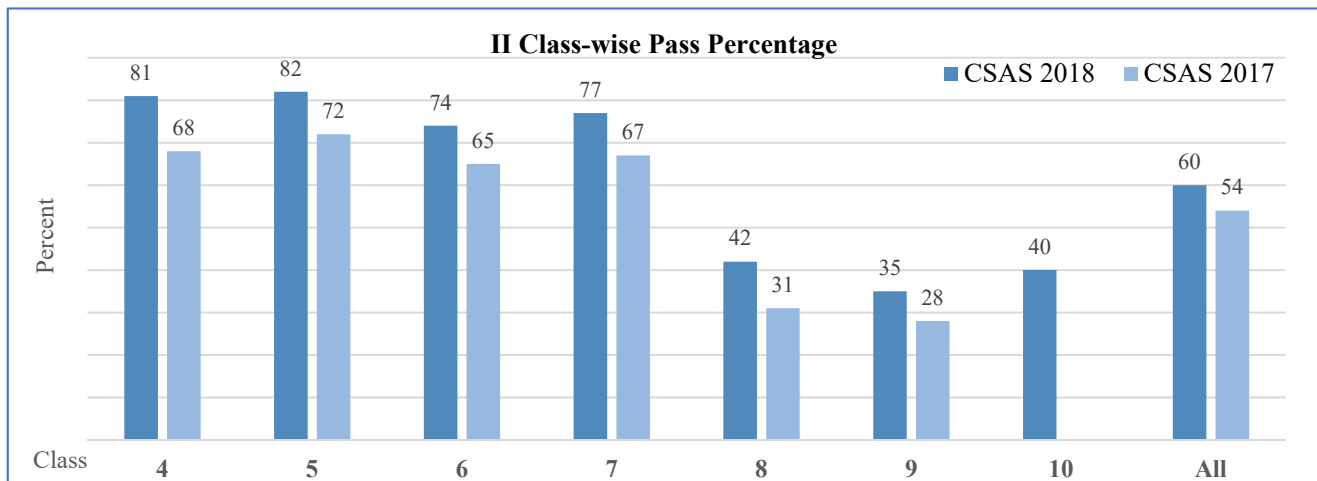
CENSUS BASED STATE ACHIEVEMENT SURVEY (CSAS) 2018 DAKSHINA KANNADA DISTRICT ACHIEVEMENTS

I Class-wise and Subject-wise Achievements:

Subject / Class	4	5	6	7	8	9	10	All 2018	All 2017
Lang 1	70	65	73	77	64	67	66	69	65
Lang 2	65	68	68	70	49	43	44	57	56
Lang 3			65	61	52	59	46	56	61
Maths	70	70	60	62	47	45	44	56	55
EVS/Sci	68	75	62	60	44	40	49	56	54
SS			67	65	52	53	59	59	55
All - 2018	68	70	66	66	51	51	51	60	
All - 2017	62	63	63	65	49	48			58



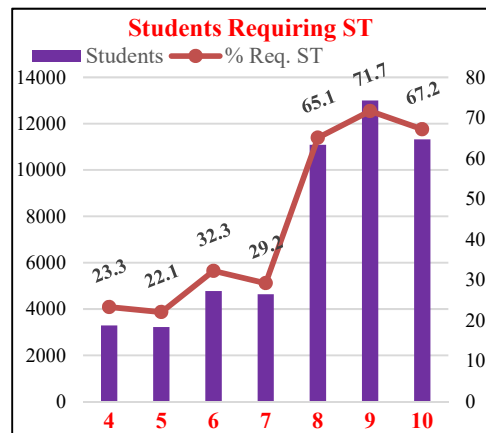
II Class-wise Pass Percentage



III Class-wise and Subject-wise Supplementary Teaching (ST):

Class	Students	L1	L2	L3	Math	EVS / Sci	SS	Sub Agg
4	3284	1239	1948	-	1313	1064	-	5564
5	3225	1692	1774	-	1199	977	-	5642
6	4775	1017	1803	2159	2245	1710	1500	10434
7	4636	692	1492	1982	2172	1944	1608	9890
8	11093	2007	5102	5055	7007	7675	4577	31423
9	13005	1743	9040	3771	8142	9232	4889	36817
10	11326	1022	7344	6554	7339	5595	2519	30373
Overall	51344	9412	28503	19521	29417	28197	15093	130143

Sub Agg.: Subjects Aggregate



IV Deficiencies in Competency Levels (< 40% listed below): PI see "Competency List" file for details

Class/Sub	Kannada	English	Maths	EVS/Sci	SS
4				EVS409, 411, 430	
5	KAN501, 506, 510		MATH516, 523		
6	KAN620	ENG607, 627	MATH602, 609, 610	SCI608, 612, 619, 623	SS618
7	KAN701, 709	ENG709, 710	MATH704, 710, 717	SCI709, 711, 723, 727	SS701, 712
8	KAN811,	ENG802, 803, 808, 811, 816, 817, 818, 828, 829	MATH805, 807, 808, 825, 826, 827, 829, 830	SCI805, 809, 810, 812, 814, 815, 816, 817, 819, 823, 826, 829	SS803, 807, 812, 813, 814, 816, 822, 826, 828
9	KAN911, 919, 922	ENG901, 902, 913, 915, 916, 917, 918, 926, 927, 928, 929, 930	MATH901, 902, 911, 914, 915, 919, 925, 930	SCI902, 903, 905, 906, 909, 910, 911, 914, 916, 917, 918, 919, 921, 922, 923	SS905, 907, 909, 916, 919, 928
10	KAN0123	ENG0104, 0105, 0106, 0110, 0112, 0114, 0116, 0124, 0125, 0126, 0127	MATH0103, 0105, 0106, 0107, 0113, 0114, 0117, 0118, 0120, 0123, 0124, 0126, 0128	SCI0112, 0115, 0116, 0121, 0127	SS0105, 0111, 0113