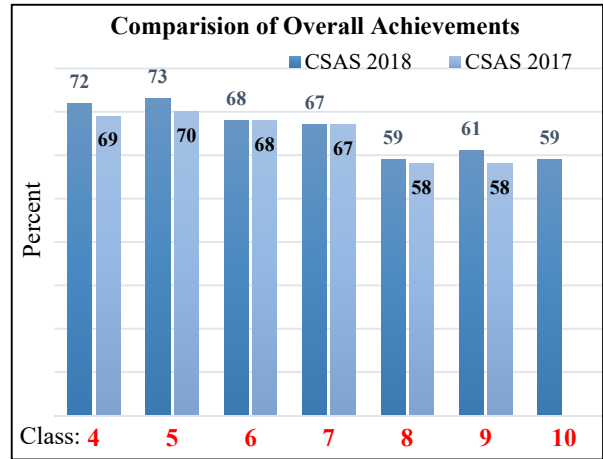


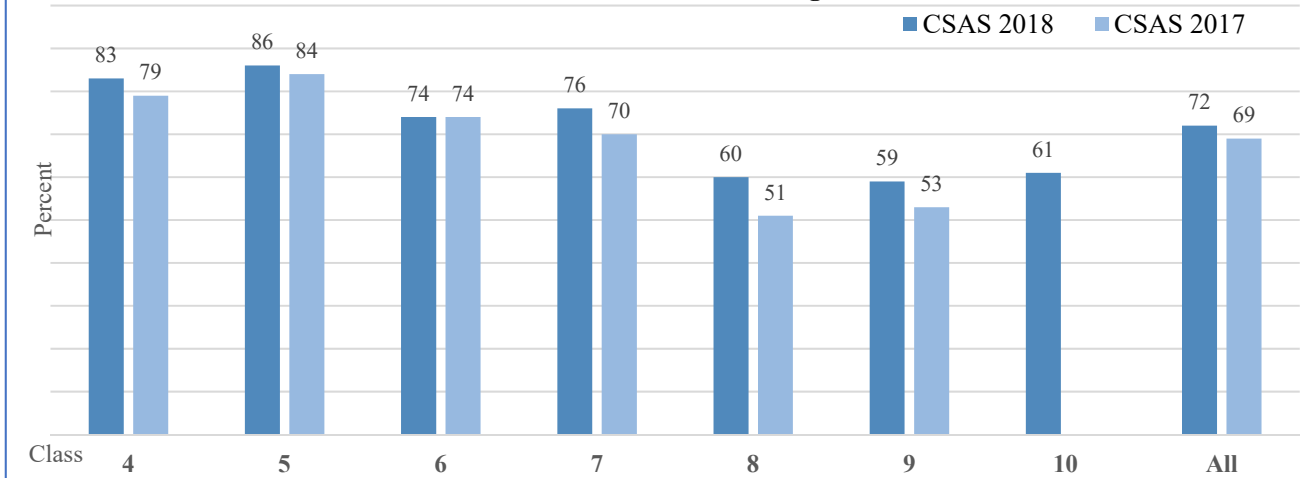
CENSUS BASED STATE ACHIEVEMENT SURVEY (CSAS) 2018 CHITRADURGA DISTRICT ACHIEVEMENTS

I Class-wise and Subject-wise Achievements:

Subject / Class	4	5	6	7	8	9	10	All 2018	All 2017
Lang 1	75	68	73	74	66	72	66	70	68
Lang 2	68	73	71	72	53	50	50	63	62
Lang 3			61	58	58	64	50	58	62
Maths	73	73	65	66	63	61	55	65	67
EVS/Sci	73	79	68	64	54	50	62	65	63
SS			70	68	59	69	70	67	64
All - 2018	72	73	68	67	59	61	59	65	
All - 2017	69	70	68	67	58	58			64



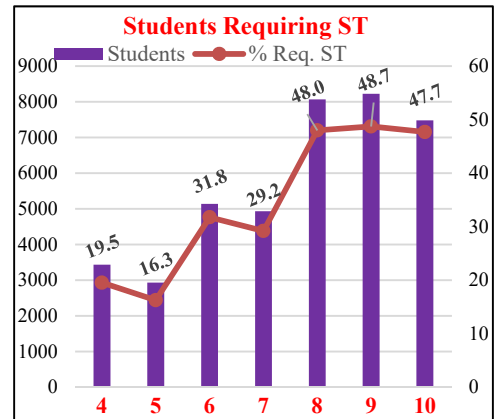
II Class-wise Pass Percentage



III Class-wise and Subject-wise Supplementary Teaching (ST):

Class	Students	L1	L2	L3	Math	EVS / Sci	SS	Sub Agg
4	3434	1375	1758	-	1297	1038	-	5468
5	2929	1483	1352	-	1063	798	-	4696
6	5138	1285	1339	2763	1460	1065	1189	9101
7	4932	988	1179	2669	1289	1349	815	8289
8	8063	2114	3867	3489	2240	3591	2506	17807
9	8227	1489	4818	2806	2348	4125	1833	17419
10	7479	1198	3802	3853	2331	1784	847	13815
Overall	40202	9932	18115	15580	12028	13750	7190	76595

Sub Agg.: Subjects Aggregate



IV Deficiencies in Competency Levels (< 40% listed below): Pl see "Competency List" file for details

Class/Sub	Kannada	English	Maths	EVS/Sci	SS
4			MATH413	EVS411, 430	
5	KAN501, 506, 510		MATH516, 519, 523		
6		ENG607, 627	MATH602, 610	SCI608, 623	SS618
7	KAN709	ENG709, 710	MATH704, 710, 713, 717	SCI709, 711, 727	SS701, 712
8	KAN811, 814	ENG803, 804, 808, 817, 819, 828	MATH805, 807	SCI809, 810, 812, 816, 817, 823, 826	SS809, 813, 814, 822, 826,
9	KAN919	ENG901, 913, 916, 918, 926, 930	MATH911	SCI902, 906, 909, 916, 917, 918, 919, 921, 923	
10	KAN0113, 0123	ENG0104, 0105, 0106 0112, 0114, 0116, 0117, 0125, 0126, 0127	MATH0106, 0114, 0117, 0118, 0102, 0123, 0124, 0126, 0128	SCI0110, 0112, 0121	