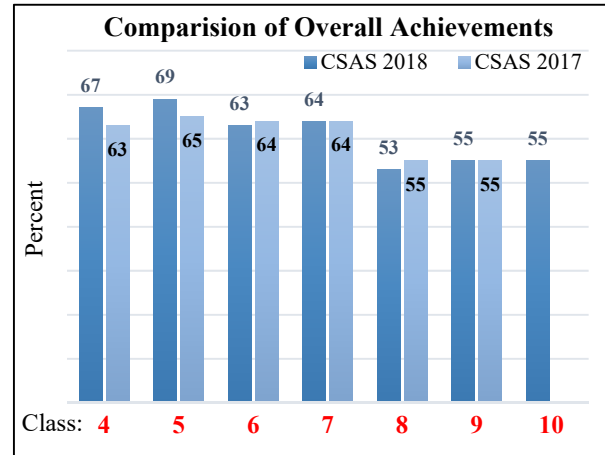


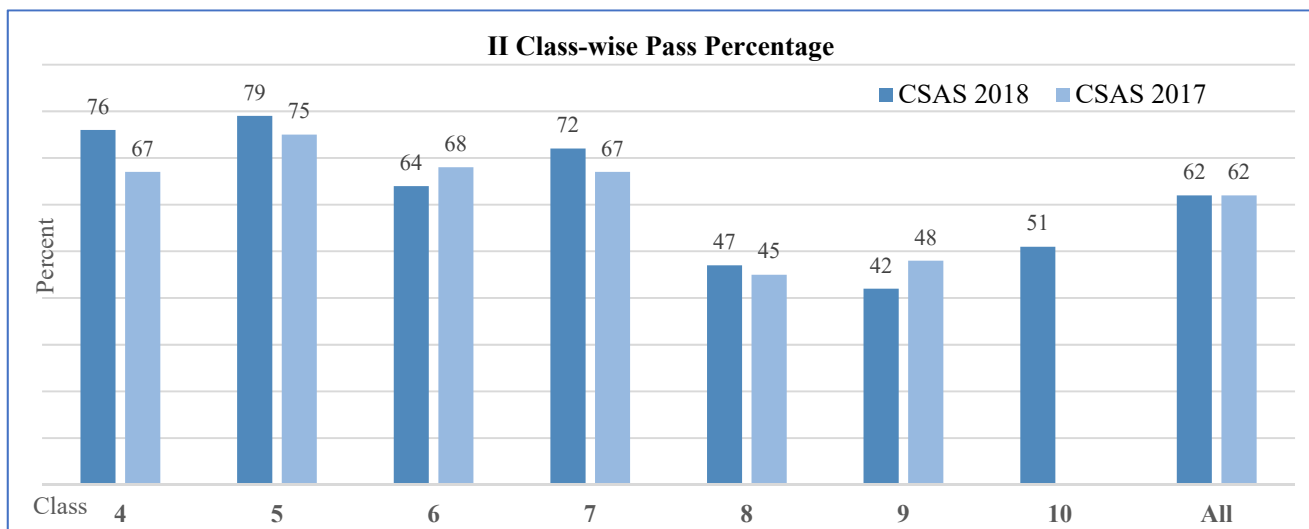
CENSUS BASED STATE ACHIEVEMENT SURVEY (CSAS) 2018 CHAMARAJANAGARA DISTRICT ACHIEVEMENTS

I Class-wise and Subject-wise Achievements:

Subject / Class	4	5	6	7	8	9	10	All 2018	All 2017
Lang 1	69	63	67	69	60	67	65	66	64
Lang 2	64	68	65	69	49	43	45	58	59
Lang 3			58	57	52	59	49	55	58
Maths	68	69	60	61	55	55	50	60	62
EVS/Sci	69	76	63	62	47	43	52	59	58
SS			66	64	55	62	66	62	61
All - 2018	67	69	63	64	53	55	55	60	
All - 2017	63	65	64	64	55	55			60



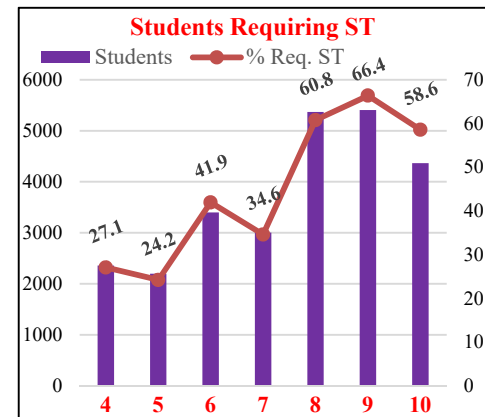
II Class-wise Pass Percentage



III Class-wise and Subject-wise Supplementary Teaching (ST):

Class	Students	L1	L2	L3	Math	EVS / Sci	SS	Sub Agg
4	2359	1149	1332	-	1084	813	-	4378
5	2195	1286	1104	-	786	640	-	3816
6	3398	1071	1255	1604	1184	1042	933	7089
7	3003	836	910	1380	1154	1027	849	6156
8	5370	1583	2798	2549	1983	3003	1718	13634
9	5408	873	3625	1808	1744	3178	1113	12341
10	4366	529	2596	2167	1769	1477	553	9091
Overall	26099	7327	13620	9508	9704	11180	5166	56505

Sub Agg.: Subjects Aggregate



IV Deficiencies in Competency Levels (< 40% listed below): Pl see "Competency List" file for details

Class/Sub	Kannada	English	Maths	EVS/Sci	SS
4			MATH413	EVS411, 419, 430	
5	KAN501, 506, 510		MATH516, 519, 523		
6	KAN620	ENG607, 627	MATH602, 610, 623	SCI608, 619, 623	SS618,
7	KAN701, 709	ENG709, 710	MATH704, 710, 713, 717	SCI709, 711, 723, 727	SS705, 712
8	KAN811, 814, 820	ENG803, 808, 817, 818, 819, 821, 828	MATH805, 807, 827	SCI810, 812, 814, 815, 816, 817, 819, 823, 826	SS807, 813, 814, 822, 826, 828
9	KAN919, 922	ENG901, 902, 912, 913, 916, 917, 918, 926, 927, 929, 930	MATH911, 914, 915, 919, 925	SCI901, 902, 905, 906, 909, 911, 914, 916, 917, 918, 919, 921, 923	SS916
10	KAN0123	ENG0104, 0115, 0106, 0112, 0114, 0116, 0117, 0124, 0125, 0126, 0127, 0128	MATH0105, 0106, 0114, 0117, 0118, 0120, 0123, 0124, 0126, 0128	SCI0110, 0112, 0115, 0116, 0117, 0121, 0127, 0128	SS0111