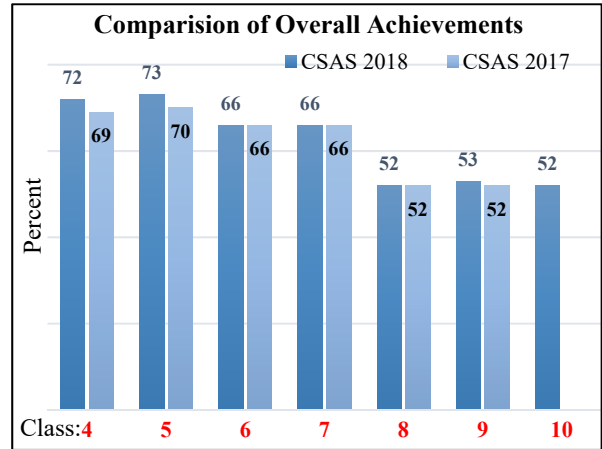


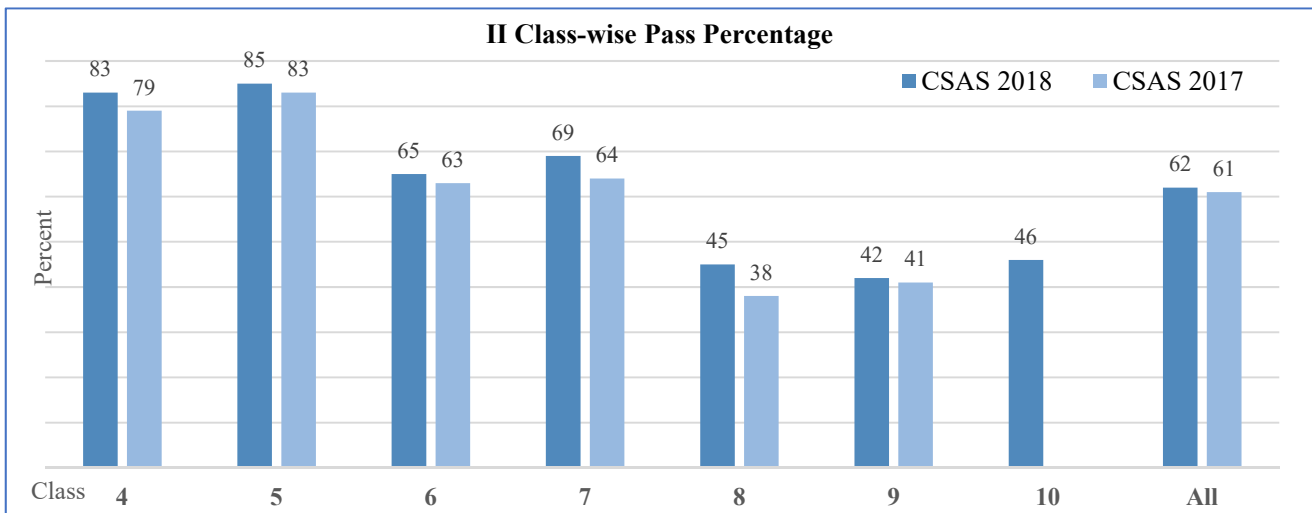
CENSUS BASED STATE ACHIEVEMENT SURVEY (CSAS) 2018 CHIKKABALLAPURA DISTRICT ACHIEVEMENTS

I Class-wise and Subject-wise Achievements:

Subject / Class	4	5	6	7	8	9	10	All 2018	All 2017
Lang 1	75	69	71	73	58	64	58	67	65
Lang 2	70	73	70	73	50	47	46	61	62
Lang 3			57	55	52	57	45	53	56
Maths	72	73	64	63	52	49	46	60	63
EVS/Sci	72	79	66	64	47	42	53	60	60
SS			68	67	53	59	61	61	60
All - 2018	72	73	66	66	52	53	52	61	
All - 2017	69	70	66	66	52	52			61



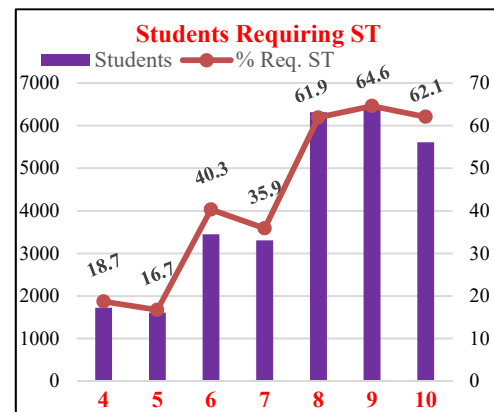
II Class-wise Pass Percentage



III Class-wise and Subject-wise Supplementary Teaching (ST):

Class	Students	L1	L2	L3	Math	EVS / Sci	SS	Sub Agg
4	1724	700	875	-	772	635	-	2982
5	1606	873	759	-	657	489	-	2778
6	3450	966	891	2144	1042	891	931	6865
7	3303	727	695	2042	1004	901	763	6132
8	6315	2386	3240	3343	3227	3725	2860	18781
9	6467	1604	3947	2717	3384	4297	2454	18403
10	5608	1537	3048	3413	2968	2293	1458	14717
Overall	28473	8793	13455	13659	13054	13231	8466	70658

Sub Agg.: Subjects Aggregate



IV Deficiencies in Competency Levels (< 40% listed below): PI see "Competency List" file for details

Class/Sub	Kannada	English	Maths	EVS/Sci	SS
4				EVS411, 419, 430	
5	KAN501, 506, 510		MATH516, 519, 523		
6		ENG607	MATH602, 610	SCI608, 623	SS618,
7	KAN709	ENG709, 710	MATH704, 710, 713, 717	SCI709, 711, 723, 727	SS712
8	KAN811, 814, 820	ENG803, 804, 808, 817, 818, 819, 828	MATH805, 807, 827, 829, 830	SCI809, 810, 814, 816, 819, 823, 826	SS807, 809, 813, 814, 822, 826, 828
9	KAN919, 922	ENG901, 912, 913, 915, 916, 918, 926, 927, 930	MATH911, 914, 915, 918, 919, 925, 930	SCI902, 903, 905, 906, 909, 911, 914, 916, 917, 918, 919, 921, 922, 923	
10	KAN0113, 0119, 0123	ENG0104, 0105, 0106, 0110, 0112, 0114, 0116, 0117, 0125, 0126, 0127	MATH0103, 0106, 0113, 0114, 0116, 0117, 0118, 0120, 0123, 0124, 0126, 0128	SCI0110, 0112, 0116, 0121, 0127	SS0105, 0111, 0115