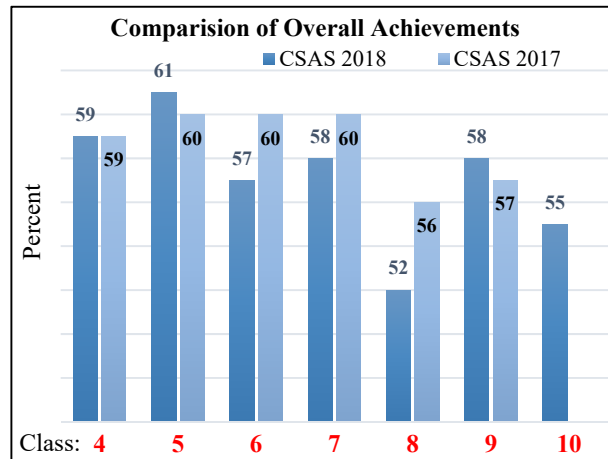


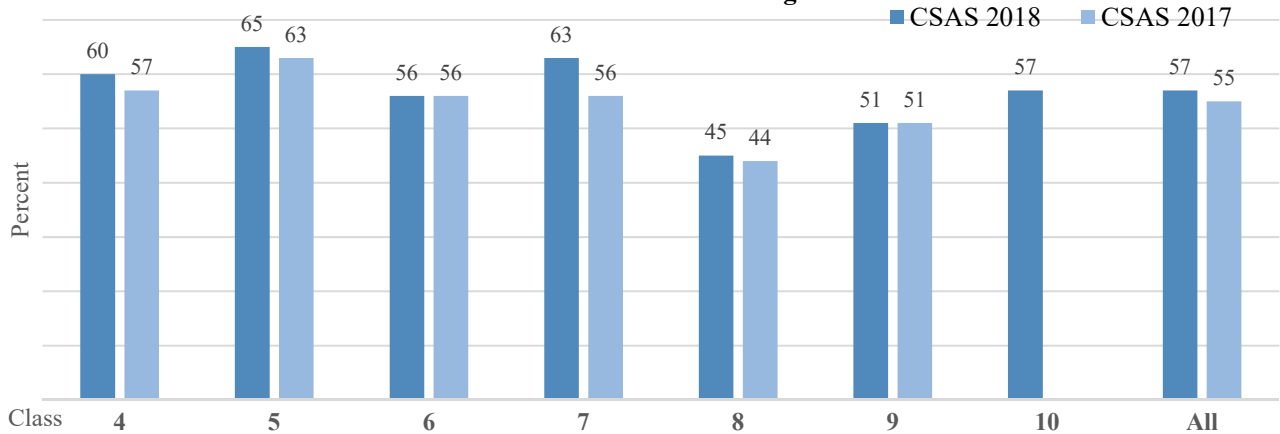
CENSUS BASED STATE ACHIEVEMENT SURVEY (CSAS) 2018 BIDAR DISTRICT ACHIEVEMENTS

I Class-wise and Subject-wise Achievements:

Subject / Class	4	5	6	7	8	9	10	All 2018	All 2017
Lang 1	62	59	60	63	60	68	62	62	62
Lang 2	56	57	58	62	49	53	48	55	56
Lang 3			57	58	51	62	53	57	65
Maths	58	63	55	56	56	57	51	57	60
EVS/Sci	60	67	57	52	47	44	55	55	54
SS			56	56	52	62	62	57	57
All - 2018	59	61	57	58	52	58	55	56	
All - 2017	59	60	60	60	56	57			59



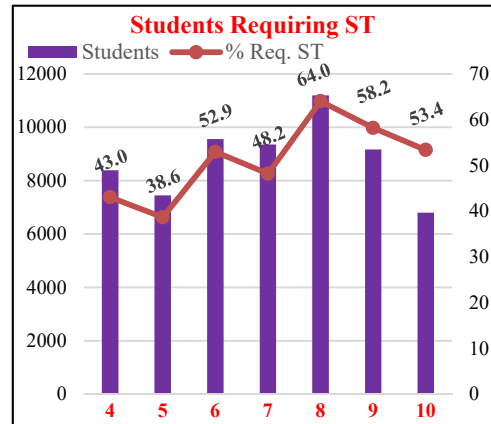
II Class-wise Pass Percentage



III Class-wise and Subject-wise Supplementary Teaching (ST):

Class	Students	L1	L2	L3	Math	EVS / Sci	SS	Sub Agg
4	8383	3651	5136	-	4255	3326	-	16368
5	7445	3781	4513	-	3296	2419	-	14009
6	9561	3735	4063	3889	4094	3449	3669	22899
7	9348	2720	3215	3042	3881	4223	3705	20786
8	11191	3320	5666	5094	4134	6269	4185	28668
9	9167	1802	4546	2568	3139	5607	2075	19737
10	6800	1382	3518	2705	2782	2517	1298	14202
Overall	61895	20391	30657	17298	25581	27810	14932	136669

Sub Agg.: Subjects Aggregate



IV Deficiencies in Competency Levels (< 40% listed below): PI see "Competency List" file for details

Class/Sub	Kannada	English	Maths	EVS/Sci	SS
4	KAN403		MATH404, 413	EVS411, 418, 419, 425, 430	
5	KAN501, 506, 510	ENG527	MATH516, 519, 523	EVS529	
6		ENG627	MATH602, 610, 620, 623, 624	SCI608, 612, 619, 623	SS612, 618, 624, 626, 630
7	KAN701, 709	ENG710	MATH704, 710, 713, 714, 717, 722	SCI702, 704, 709, 711, 722, 723, 727	SS705, 720, 722, 723
8		ENG802, 803, 808, 816, 817, 818	MATH508, 807, 826, 827	SCI809, 810, 812, 814, 816, 819, 823, 826, 828, 829	SS807, 813, 814, 822, 826, 828
9	KAN919	ENG913, 916	MATH911, 925	SCI902, 906, 909, 911, 916, 917, 918, 919, 921, 922, 923	SS909, 916
10	KAN0113, 0123	ENG0105, 0110, 0112, 0114, 0116, 0117, 0124, 0125, 0126, 0127	MATH0106, 0114, 0117, 0118, 0120, 0123, 0124, 0126, 0128	SCI0110, 0112, 0115, 0116, 0121	SS0105, 0111, 0115