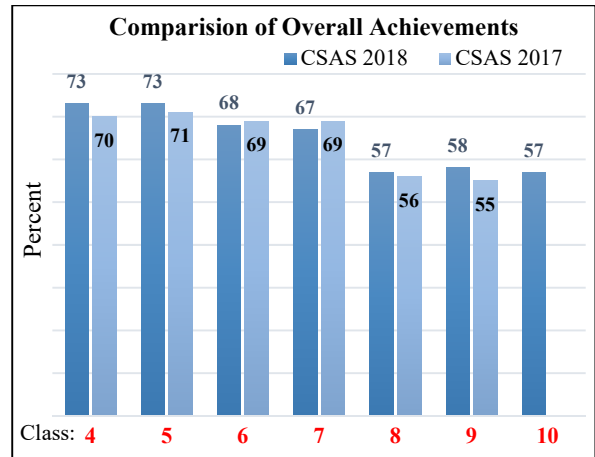


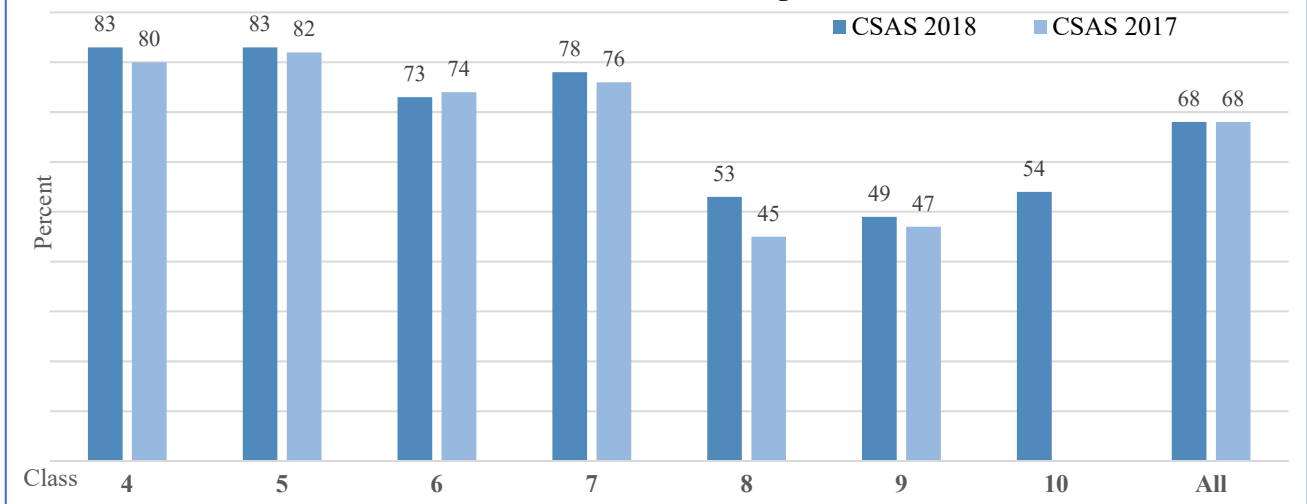
CENSUS BASED STATE ACHIEVEMENT SURVEY (CSAS) 2018 BENGALURU RURAL DISTRICT ACHIEVEMENTS

I Class-wise and Subject-wise Achievements:

Subject / Class	4	5	6	7	8	9	10	All 2018	All 2017
Lang 1	74	67	71	74	64	70	65	69	68
Lang 2	69	73	71	73	52	47	48	62	64
Lang 3			64	61	55	60	48	58	62
Maths	73	73	64	65	61	59	55	65	66
EVS/Sci	74	78	67	64	53	47	57	63	62
SS			68	67	56	63	66	64	63
All - 2018	73	73	68	67	57	58	57	64	
All - 2017	70	71	69	69	56	55			64

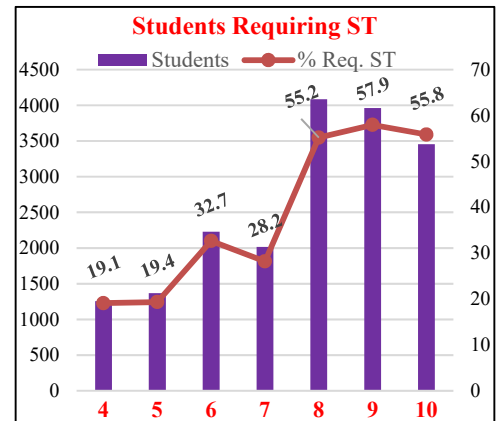


II Class-wise Pass Percentage



III Class-wise and Subject-wise Supplementary Teaching (ST):

Class	Students	L1	L2	L3	Math	EVS / Sci	SS	Sub Agg
4	1257	596	687	-	529	412	-	2224
5	1368	779	666	-	512	427	-	2384
6	2229	718	704	1105	778	698	631	4634
7	2015	436	593	973	683	681	550	3916
8	4086	1133	2096	2048	1294	1998	1550	10119
9	3960	733	2513	1507	1322	2247	1181	9503
10	3455	604	1956	2039	1056	1145	555	7355
Overall	18370	4999	9215	7672	6174	7608	4467	40135



Sub Agg.: Subjects Aggregate

IV Deficiencies in Competency Levels (< 40% listed below): Pl see "Competency List" file for details

Class/Sub	Kannada	English	Maths	EVS/Sci	SS
4				EVS411, 419, 430	
5	KAN501, 506, 510		MATH516, 519, 523		
6		ENG607	MATH602, 610	SCI608, 619, 623	
7	KAN701, 709	ENG709, 710	MATH704, 710, 713, 717	SCI709, 711, 723, 727	SS712
8	KAN811, 814	ENG803, 808, 817, 818, 819, 828	MATH805, 830	SCI809, 810, 812, 816, 823	SS807, 809, 813, 814, 822, 826, 828
9	KAN919, 922	ENG901, 913, 916, 918, 926, 927, 929, 930	MATH911	SCI906, 909, 916, 917, 918, 919, 921, 922, 923	
10	KAN0123	ENG0104, 0105, 0106, 0116, 0117, 0125, 0126, 0126, 0127	MATH0106, 0114, 0117, 0118, 0120, 0123, 0126	SCI0110, 0112, 0116, 0121	SS0111, 0126