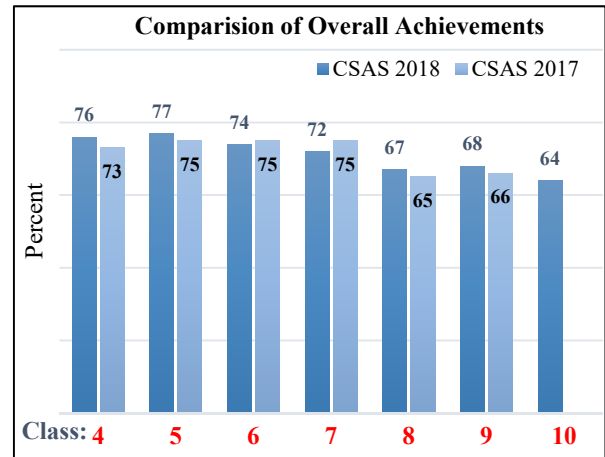


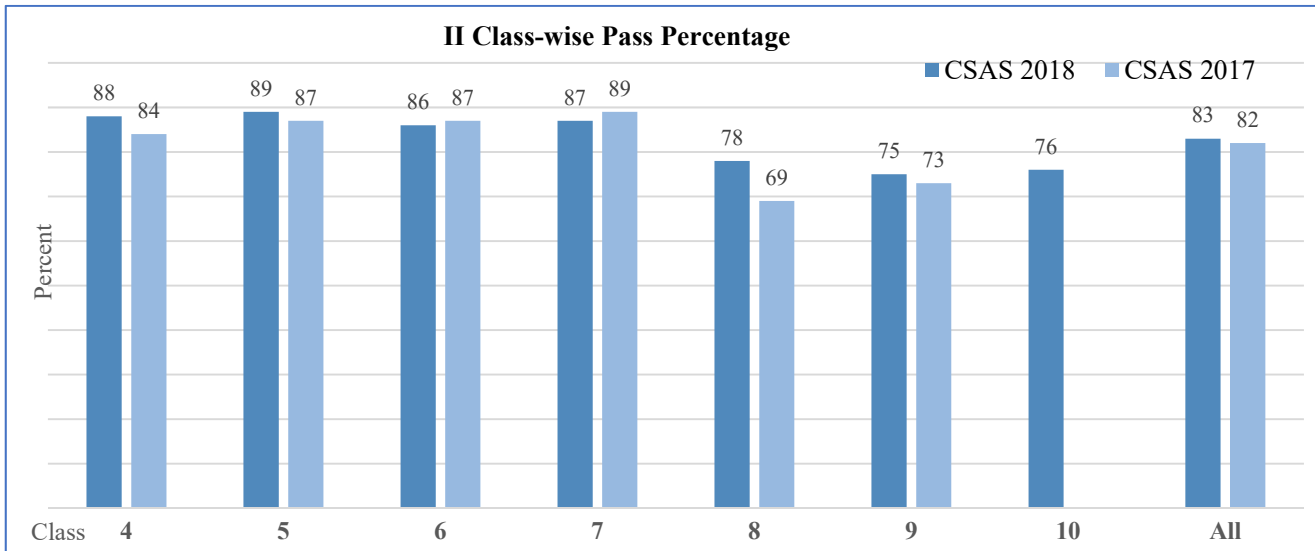
CENSUS BASED STATE ACHIEVEMENT SURVEY (CSAS) 2018 CHIKKODI DISTRICT ACHIEVEMENTS

I Class-wise and Subject-wise Achievements:

Subject / Class	4	5	6	7	8	9	10	All 2018	All 2017
Lang 1	77	73	77	77	73	79	72	76	73
Lang 2	72	76	75	76	60	57	54	68	68
Lang 3			73	68	66	73	60	68	73
Maths	78	78	70	71	71	68	59	71	74
EVS/Sci	76	82	72	70	63	57	66	70	68
SS			75	73	66	75	75	73	71
All - 2018	76	77	74	72	67	68	64	70	
All - 2017	73	75	75	75	65	66			71



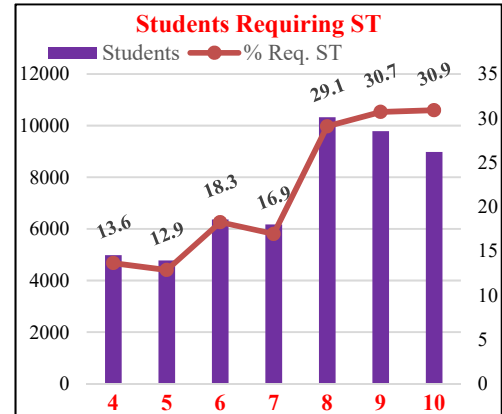
II Class-wise Pass Percentage



III Class-wise and Subject-wise Supplementary Teaching (ST):

Class	Students	L1	L2	L3	Math	EVS / Sci	SS	Sub Agg
4	4985	2136	2557	-	1736	1410	-	7839
5	4782	2216	2240	-	1600	1251	-	7307
6	6366	1954	2215	2124	2062	1547	1493	11395
7	6173	1424	1932	2041	1920	1849	1569	10735
8	10323	2134	4465	3591	2247	3392	2509	18338
9	9787	1374	5690	2439	2282	3960	1405	17150
10	8986	1074	5080	3367	2508	1595	698	14322
Overall	51402	12312	24179	13562	14355	15004	7674	87086

Sub Agg.: Subjects Aggregate



IV Deficiencies in Competency Levels (< 40% listed below): Pl see "Competency List" file for details

Class/Sub	Kannada	English	Maths	EVS/Sci	SS
4				EVS411, 430	
5	KAN501, 506, 510		MATH523		
6			MATH602	SCI623	SS618
7	KAN709		MATH704, 710, 713, 717	SCI709, 711, 723, 727	SS701
8			MATH805	SCI810, 812, 823	SS813, 822, 826,
9		ENG902, 913, 926, 930	MATH911	SCI906, 909, 916, 917, 919, 923, 925	SS907, 909, 916
10	KAN0123	ENG0104, 0105, 0112, 0114, 0116, 0117, 0127	MATH0106, 0114, 0117, 0118, 0123, 0126, 0129	SCI0112, 0121	SS0105